
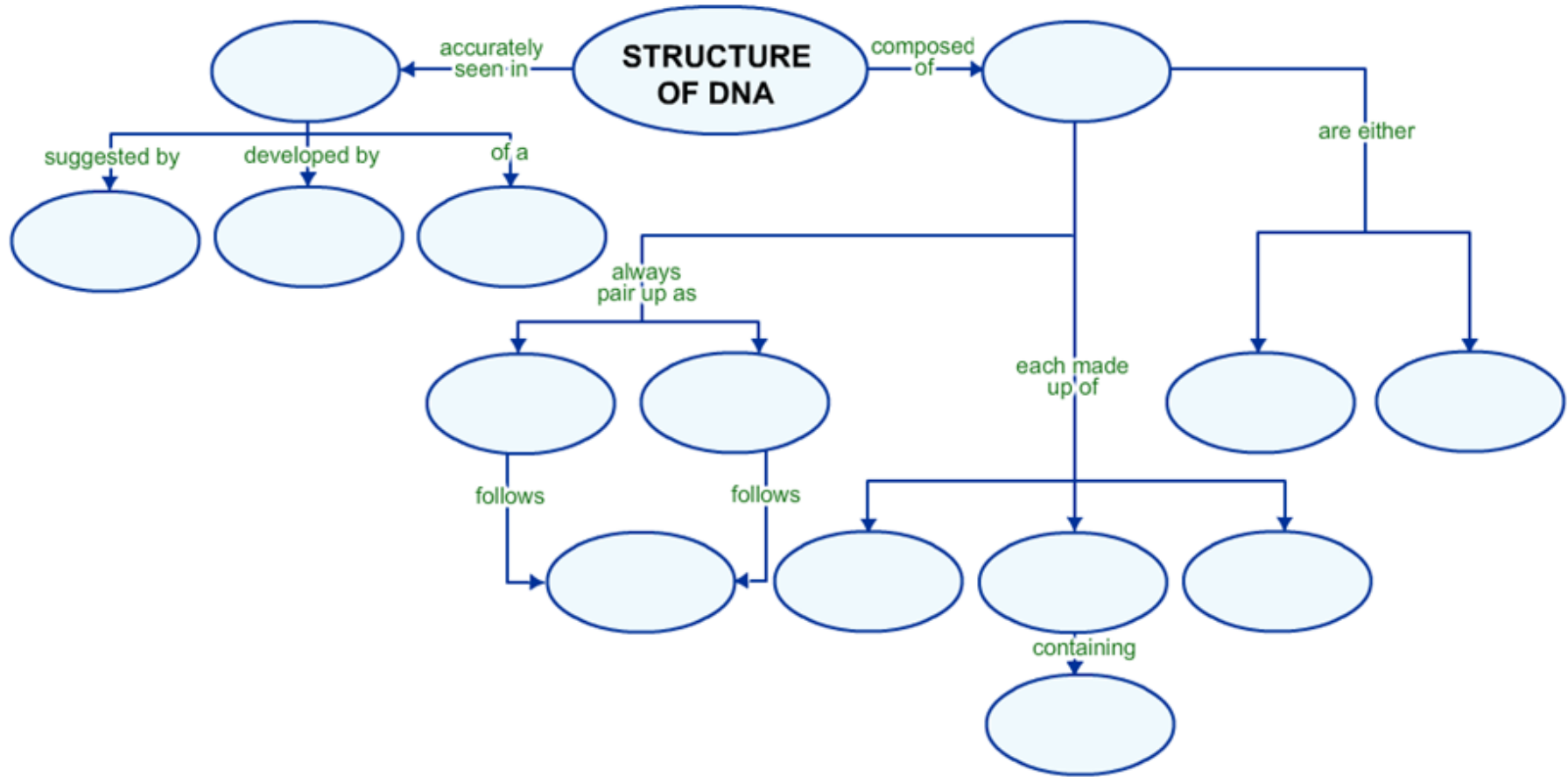


Name _____ Date _____

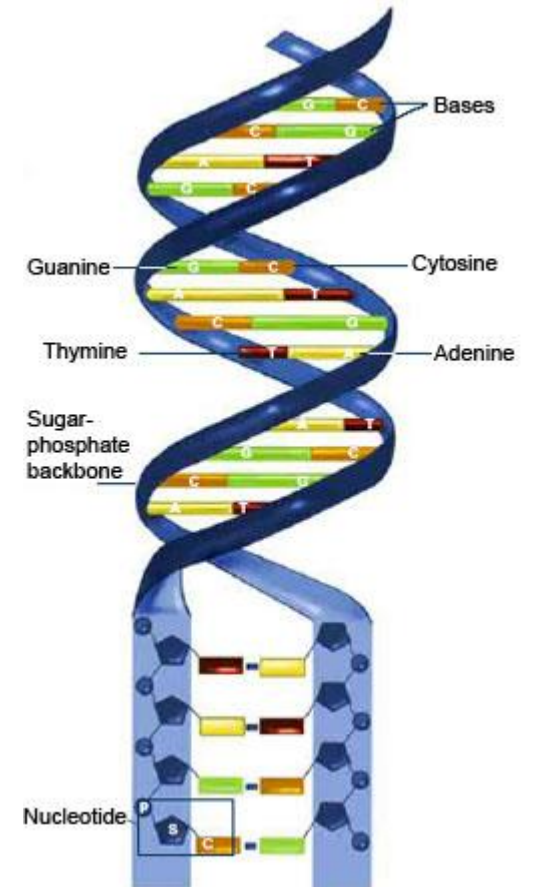

Chapter 8.2 Structure of DNA CONCEPT MAP

WORD BANK:

3-D Model	4 Nucleotide Types	A-T	Base Paring Rules	Deoxyribose Sugar	Double Helix	Franklin's X-Ray Evidence
G-C	Nitrogen	Nucleotide Base	Phosphate Group	Purines	Pyrimidines	Watson and Crick

Read chapter 8.2 Structure of DNA then use the clues below to answer the puzzle.



Across

- 3. Watson and Crick deduced the structure of this molecule
- 5. A ring-shaped sugar that makes up a DNA nucleotide
- 7. One phosphorus with four oxygen.
- 10. Rosalind Franklin's data revealed that the structure of DNA is ____ in width.
- 11. Watson and Crick determined the three-dimensional shape of DNA by building _____.
- 12. The base pairing rules of DNA relate to _____- rules.
- 13. The thymine nucleotide pairs with the _____ nucleotide.
- 14. The cytosine nucleotide pairs with the _____ nucleotide.
- 15. Nitrogen bases with double-ring structures

Down

- 1. The small units, or monomers, that make up DNA
- 2. There are _____ types of nucleotides present in DNA.
- 4. The DNA nucleotides differ only in their _____-containing bases.
- 5. The twisted ladder shape of a DNA molecule
- 6. This bond links adjacent DNA nucleotides in a single strand
- 7. Nitrogen bases with single-ring structures
- 8. This bond links a complementary pair of bases, which forms the rungs of the DNA ladder, together
- 9. The backbone molecule of the DNA double-helix